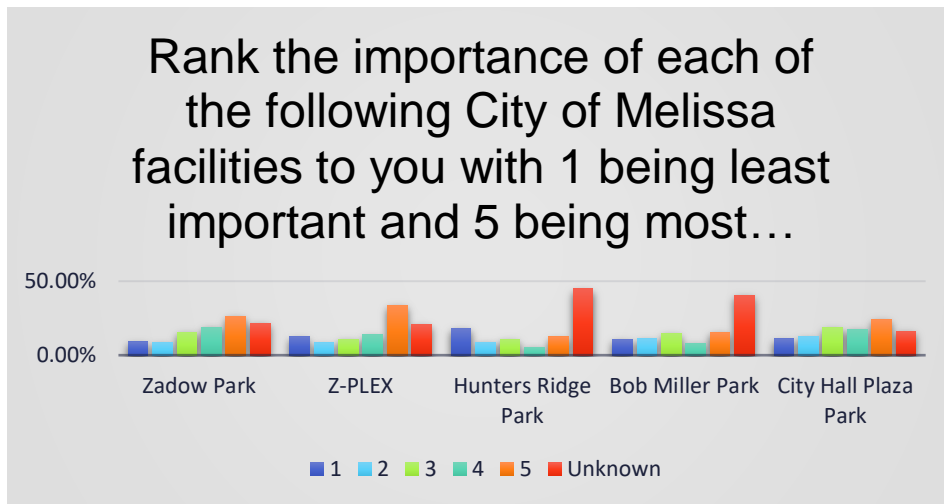


Number of Respondents – 749

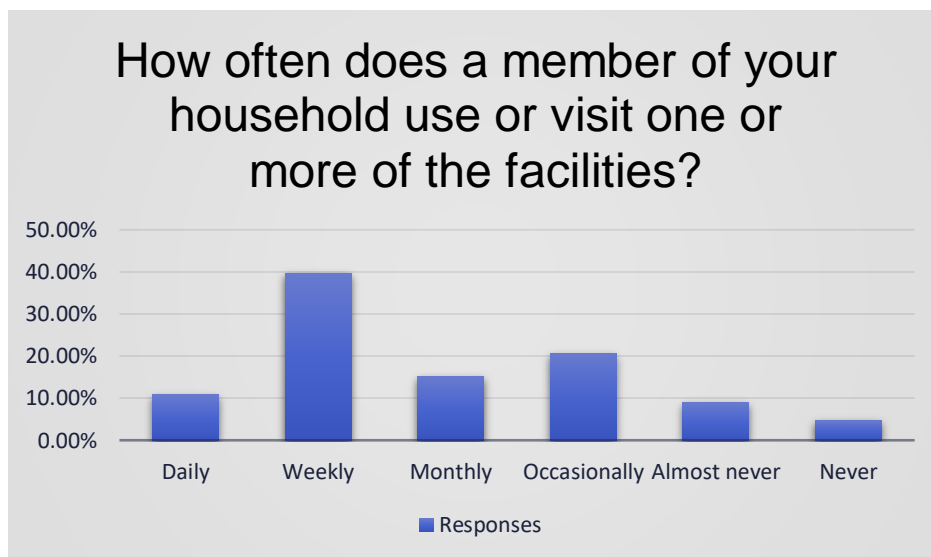
1) Rank the importance of each of the following City of Melissa facilities to you with 1 being least important and 5 being most important. Check 'unknown' if you have not visited the facility

1. Z-Plex 33.65%
2. Zadow Park 26.41%
3. City Hall 24.04%
4. Hunters Ridge (unknown – 44.7%)
5. Bob Miller (unknown – 40.5%)



2) How often does a member of your household use or visit one or more of the facilities?

1. Weekly 39.70%
2. Occasionally 20.6%
3. Monthly 15.2%



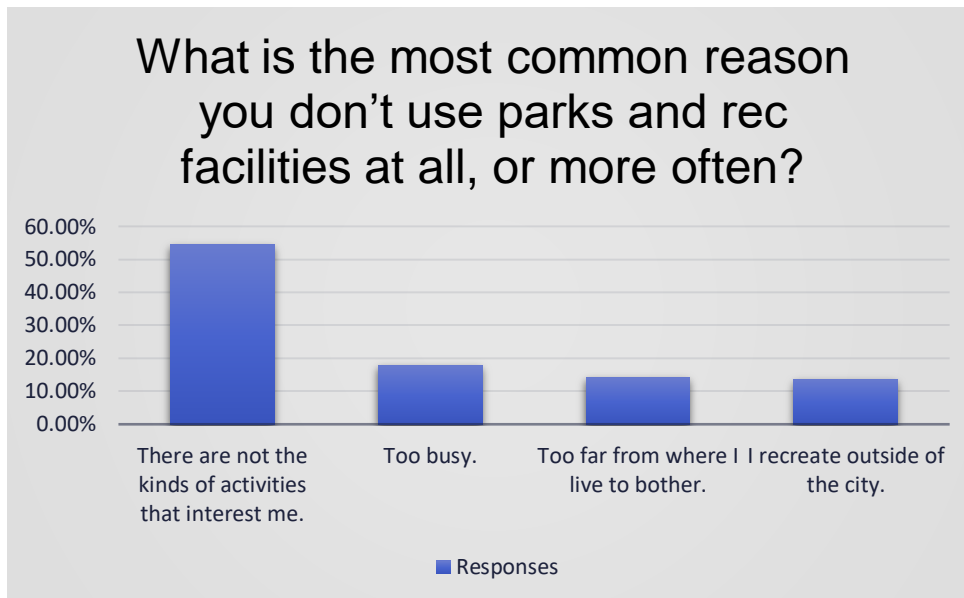
3) Rate your overall satisfaction with the facilities you do use:

- 1. Please Overall 38.87%
- 2. Neutral 30%
- 3. Dissatisfied 14.04%



4) What is the most common reason you don't use parks and rec facilities at all, or more often?

- 1. There are not the kinds of activities that interest me. – 54.42%



5) What types of parks and recreation space for activities do you feel is most important to you?

MOST IMPORTANT:

1. Trails 56.95%
2. Playgrounds 50.41%
3. Wildlife Habitat 26.3%
4. Dog Park 25.34%

LEAST IMPORTANT:

1. Dog Park 31.64%
2. Amphitheater 24.10%
3. Wildlife Habitat 14.01%



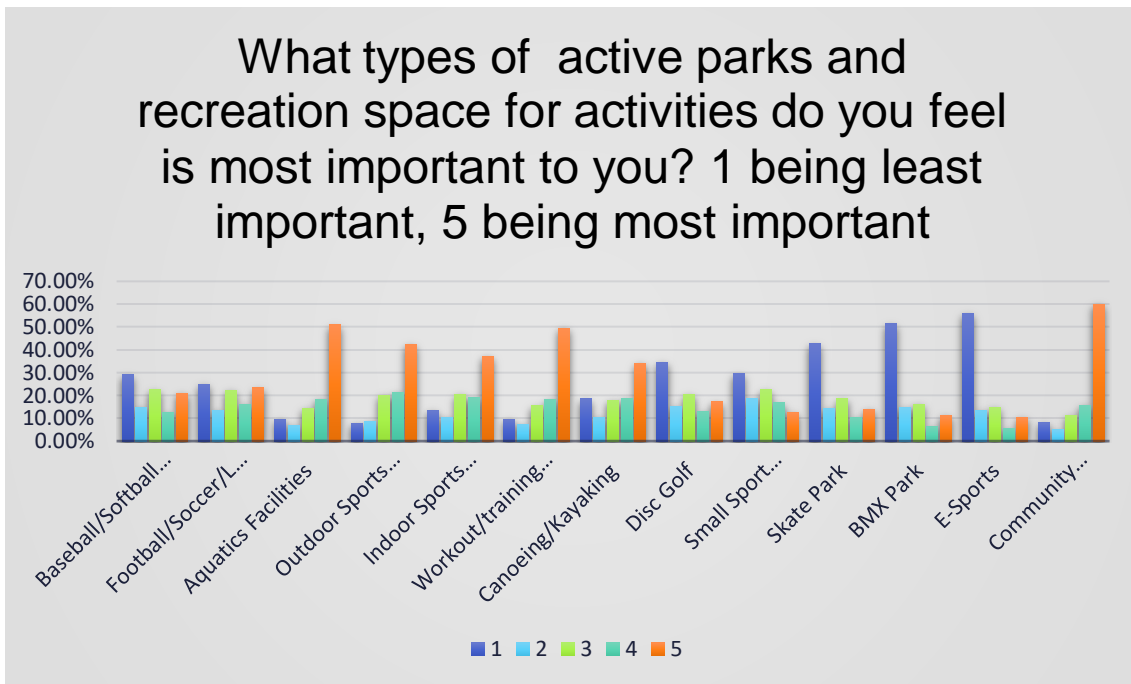
6) What types of **active** parks and recreation space for activities do you feel is most important to you?

MOST IMPORTANT:

1. Community Center 59.92%
2. Aquatics Facility 50.96%
3. Workout/Training 49.39%
4. Outdoor Sports 42.16%

LEAST IMPORTANT:

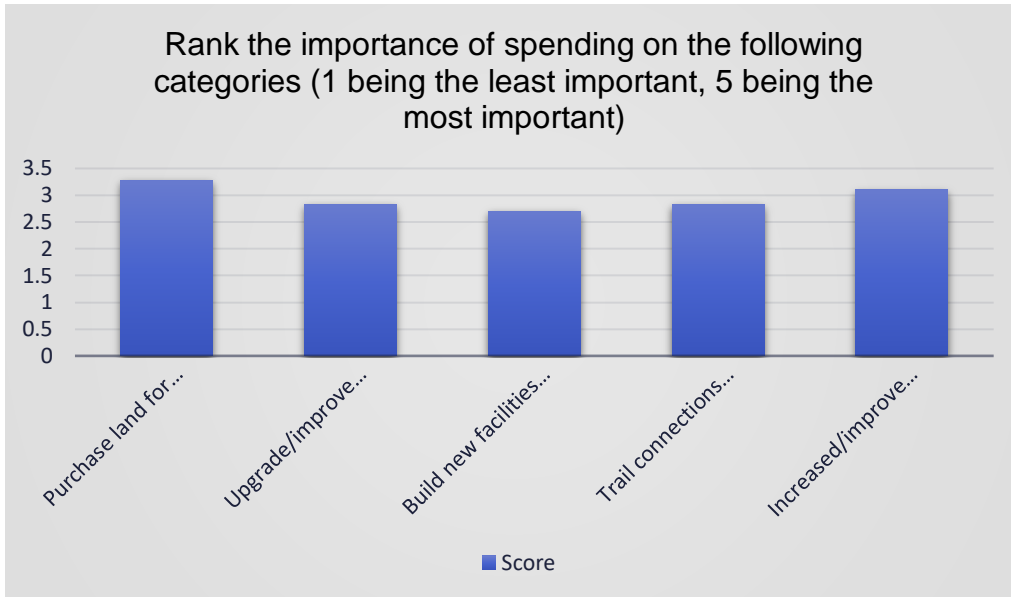
1. E-Sports 55.86%
2. BMX Park 51.42%
3. Skate Park 42.66%



7) Rank the importance of spending on the following categories

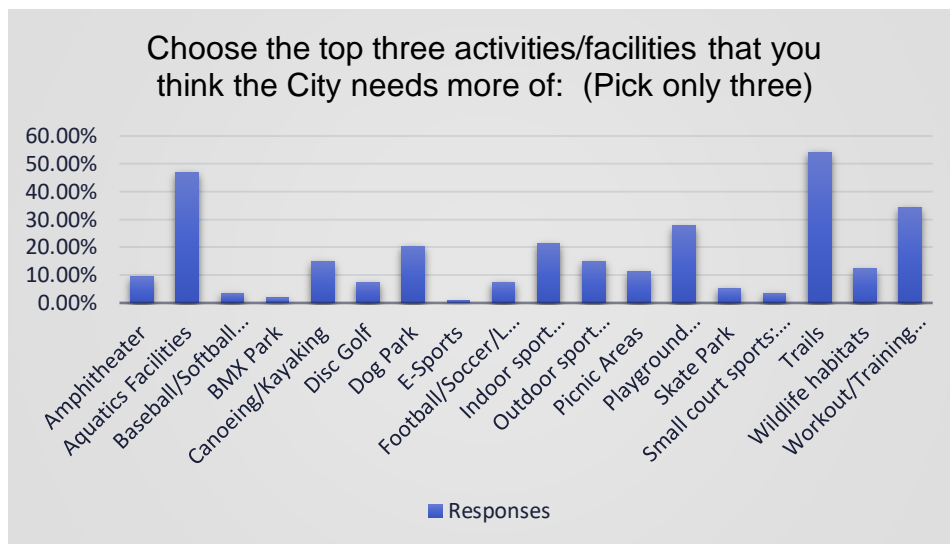
Tie for all answers, the score differences are not statistically significant.

1. Purchase land for future parks 3.27
2. Increased/improved maintenance on existing facilities. 3.1
3. Upgrade/improve existing parks 2.82
4. Trail connections between parks and key destinations 2.82
5. Build new facilities on existing park land 2.7



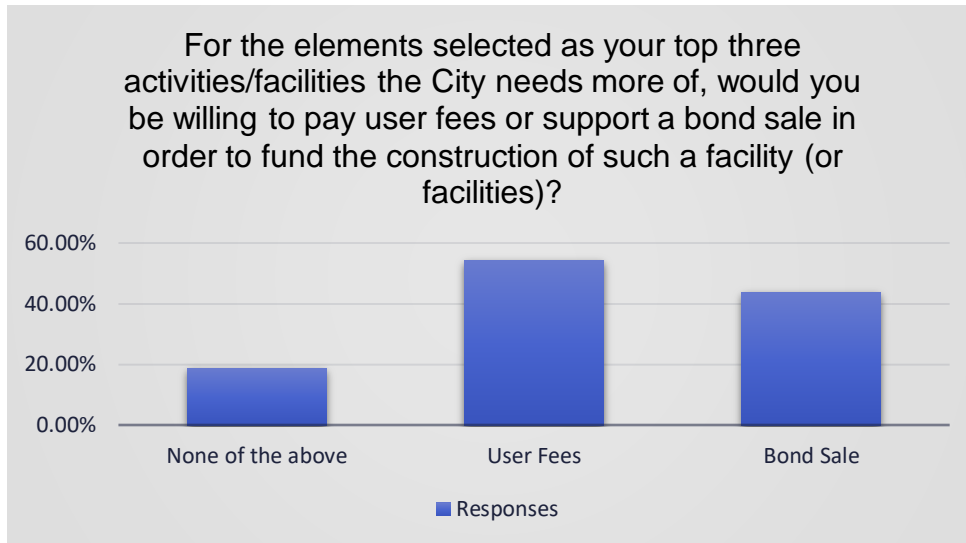
8) Choose the top three activities/facilities that you think the City needs more of:

1. Trails 54.21%
2. Aquatics Facilities 46.86%
3. Workout/Training Facilities 34.45%



9) For the elements selected as your top three activities/facilities the City needs more of, would you be willing to pay user fees or support a bond sale in order to fund the construction of such a facility (or facilities)?

1. User Fees 54.22%
2. Bond Sale 43.64%
3. None of the above 18.74%



10) Is there anything you would like to specifically tell the City in regards to parks and recreation activities and facilities?

Top words in this category

1. Trails
2. Playground
3. Community Center
4. Activities

11) In which neighborhood do you live?

There is a wide variety of neighborhoods represented by the respondents.

North Creek	1
Auburndale	33
Berry Farms	28
Brookside	16
Country Ridge	31
Creek Crossing	28
Dove Creek	3
Hunter Creek	12
Hunter Lake	4
Hunters Ridge	54
Legacy Ranch	14
Liberty	187
Magnolia Ridge	15
McKinney Meadows	3
Meadow Run	34
Melissa farms	6
Milrany	8
North Creek Estates	96
Quarry at Stonebridge	24
Trails of Melissa	17
Village of Melissa	79
Willowwood	4
Wolf creek farms	1
No neighborhood/NC	51

12) How many people within each age range category are living in your house?
-The age ranges are uniform in distribution covering all categories.

